


FLOATING SUCTIONS

Floating Roof Drainage

Emco Wheaton Floating Suctions for safe and clean liquid draw off.

Floating Suctions compared with permanently fixed drain nozzles have the following **advantages**:



- ◆ the product always is transferred from a defined depth under the liquid level
- ◆ Contamination dirt/sediments/solid particles and heavy fluids remain on the tank bottom
- ◆ therefore constant quality independent of liquid level

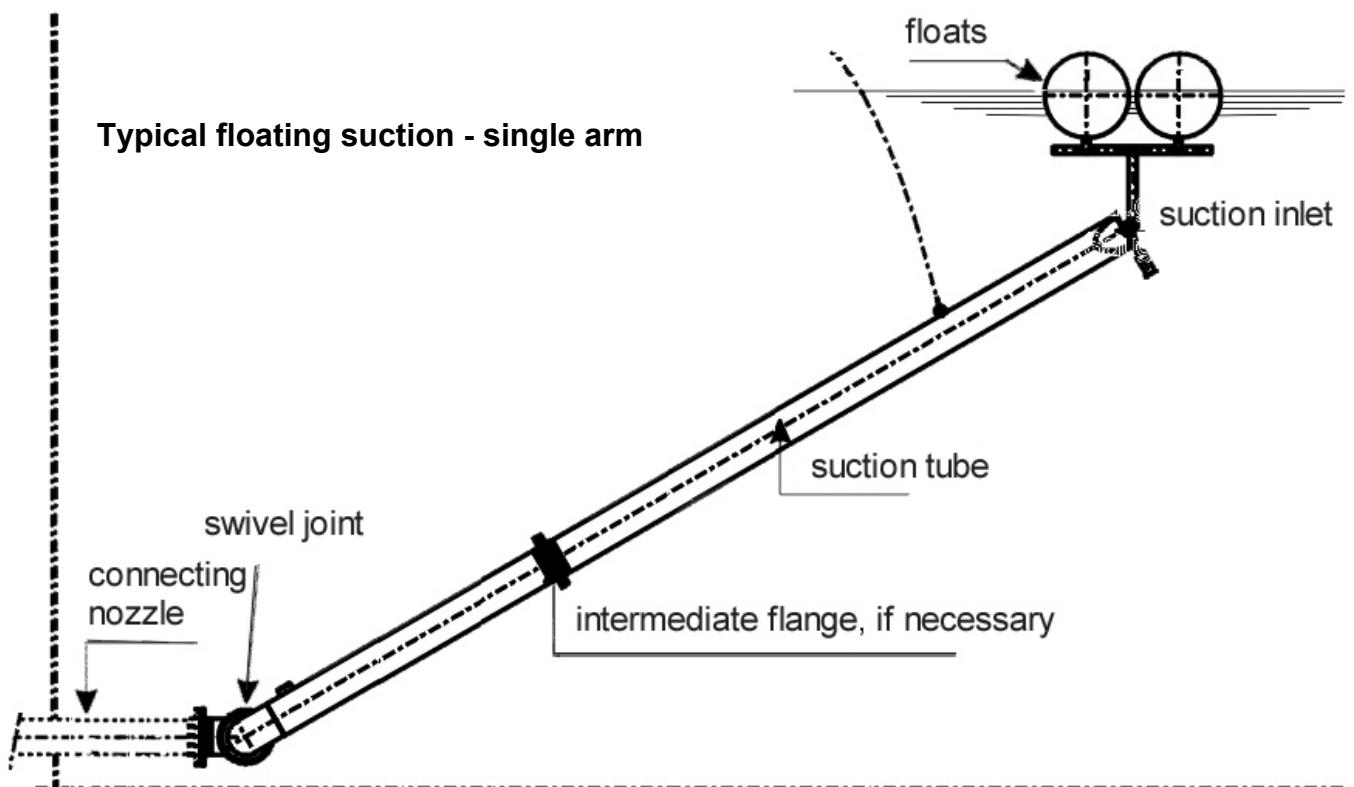
Emco Wheaton Floating Suctions offer:

- ◆ ease of steering and long lifetime due to high quality swivel joints
- ◆ easy mounting due to internal swivel joint flanging
- ◆ robustness against pressure conditions (pressure variations) in tank and tube
- ◆ minimal vortex formation through optimised inlet with anti-vortex suction
- ◆ pressure-proof floats

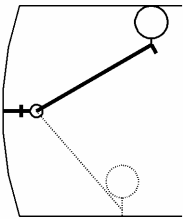
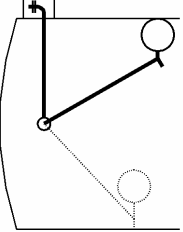
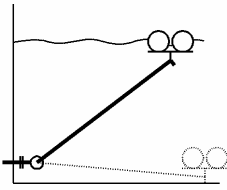
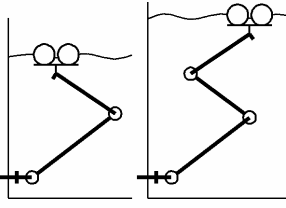
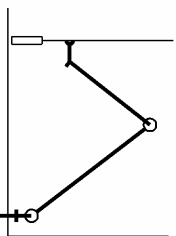
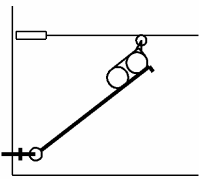
Design:

- internally fixed at unloading tube
- consisting of an elbow-tube-system with a suction opening which is held close to the liquid level by a float ⇒ drawing
- various designs, depending on the tank dimensions and types
- sizes: DN 50 to DN 500
- Materials depending on the design and requirements: aluminium, carbon steel, stainless steel
- Seals in accordance to the fluid: Buna N, Viton, PTFE
- special designs are possible on request, e.g. for skimming of thin fluid films at the surface

Typical floating suction - single arm



Emco Wheaton Floating Suction for any container/tank:

	<p>for use in semi-buried tankage with lateral outlet on the centre-line</p> <p>single arm, Type C0001 right hand design C0002 left hand design C0003 centre design</p>
	<p>for use in buried tankage with the outlet through the manhole</p> <p>single arm, Type C0004 connection at Pos. I C0005 connection at Pos. II C0006 connection at in Pos. III C0007 connection at Pos. IV C0008 connection at Pos. V</p>
	<p>for use in above ground tankage with lateral outlet near the bottom</p> <p>single arm, Type C0009 right hand design C0010 left hand design C0011 centre design at Pos. V</p> <p>The tank diameter must be bigger than the maximum fluid level.</p>
	<p>for use in vertical storage tanks with lateral outlet near the bottom</p> <p>double arm, Type C0012 left hand design triple arm, C0013 left hand design</p> <p>At fluid levels bigger than the tank diameter double or triple arm floating suction must be foreseen depending on the relation between diameter and height.</p>
	<p>for articulated drainage units with floating ceiling/floating roof</p> <p>two-pieces, Type C0015 left hand design "hanging"</p> <p>The loads resulting from the weight of the floating suction must be absorbed by the floating ceiling/roof.</p>
	<p>for articulated drainage units with floating ceiling/floating roof</p> <p>single arm, Type C0093 right hand design with roll</p> <p>For the roll a bearing has to be provided, which can absorb the pressure force (of the roll).</p>

Notes:

- ◆ The exact size depends on the required suction speed. The flow velocity should not exceed 1 m/s.
- ◆ Design and length(s) of floating suction will be determined by the tank design and all relevant dimensions.
- ◆ For optimising the design of the floating suction for an individual situation please fill in our "datasheet floating suction".
- ◆ If there are no special instructions the floating suction will be designed so that all parts can be installed through a manhole size DN 600. The floating suction will be delivered in parts.